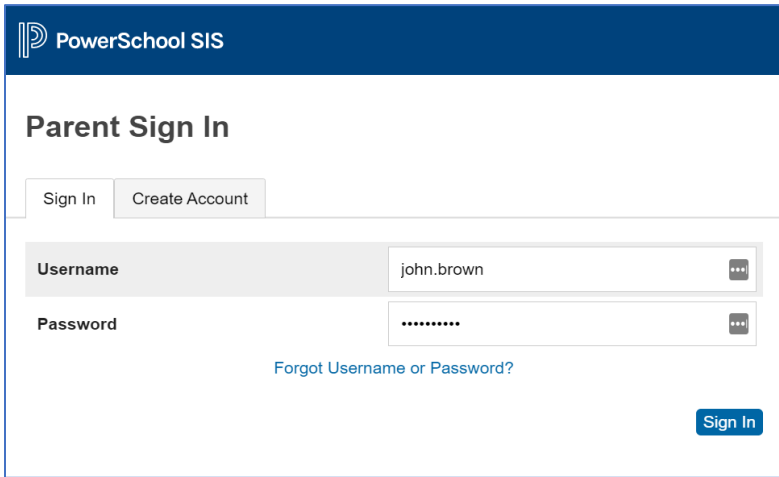


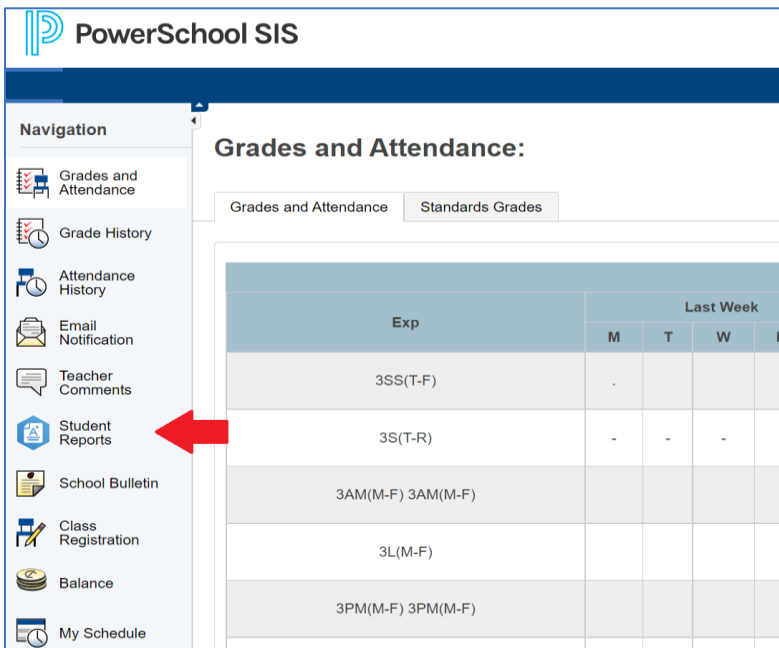
How to view a student's report card using the parent portal

To access the parent portal, go to the PowerSchool section under Towne Tech on the school website or directly at <https://franklintowne.powerschool.com/guardian>



The screenshot shows the PowerSchool SIS Parent Sign In page. It features a dark blue header with the PowerSchool SIS logo. Below the header, there are two tabs: "Sign In" (selected) and "Create Account". The sign-in form includes fields for "Username" (containing "john.brown") and "Password" (masked with dots). A link for "Forgot Username or Password?" is located below the password field. A "Sign In" button is positioned at the bottom right of the form.

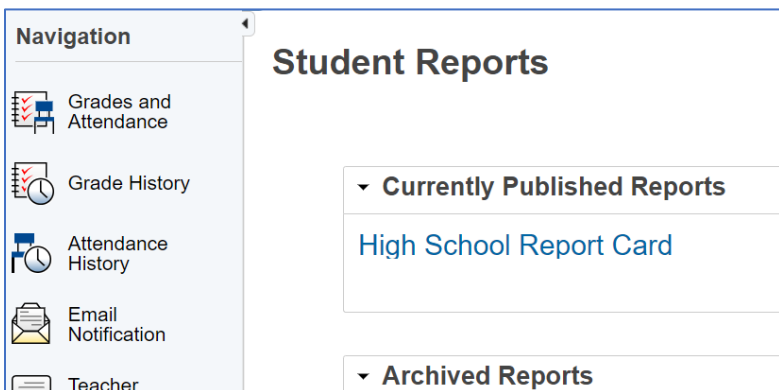
Login to your PowerSchool Parent Portal



The screenshot displays the PowerSchool SIS "Grades and Attendance" page. A navigation sidebar on the left lists various options, with "Student Reports" highlighted by a red arrow. The main content area shows a table with columns for "Exp" and "Last Week" (M, T, W, H). The table lists several course sections with their respective schedules.

Exp	Last Week			
	M	T	W	H
3SS(T-F)	.			
3S(T-R)	-	-	-	-
3AM(M-F) 3AM(M-F)				
3L(M-F)				
3PM(M-F) 3PM(M-F)				

Next go to the Student Reports section on the left.



The screenshot shows the PowerSchool SIS "Student Reports" page. The navigation sidebar on the left includes "Grades and Attendance", "Grade History", "Attendance History", "Email Notification", and "Teacher". The main content area is titled "Student Reports" and features two expandable sections: "Currently Published Reports" and "Archived Reports". The "Currently Published Reports" section is expanded, showing a link for "High School Report Card".

Click High School Report Card to view or print the current report card.